

Vol. III, Number 6, October 2014 • ISSN: 2007-6703



ESPACIO

INNOVACIÓN MÁS DESARROLLO

General translation Michael J. Greces



Digital Journal of the Universidad Autónoma de Chiapas
Indexed in the directory and catalog [Latindex](#)

ESPACIO I+D, *Innovación más Desarrollo*

Vol. III, No. 6, October 2014 — **English Version**

Indexed in the Directory and Catalog Latindex

It is a digital magazine of scientific and cultural dissemination of multidisciplinary nature of the Universidad Autónoma de Chiapas (UNACH).
Has a quarterly basis and record:

ISSN 2007-6703

Lucía G. León Brandi
Director

Silvia E. Álvarez Arana
Gabriel Velázquez Toledo
Editors Responsible

Wilber Oswaldo Nucamendi Madrigal
Web and Editorial Design

Diego Mendoza Vazquez
Web Master

Michael J. Greces
General Translation

University Campus, Building D,
Ejido Emiliano Zapata Highway, Kilometer 8
Tuxtla Gutierrez, Chiapas; Mexico. Zip Code 29000
Phone: 01 (961) 214 07 00 • 01 (961) 165 55 89
E-mail: espacioimasd@gmail.com,
espacioimasd@unach.mx

www.espacioimasd.unach.mx

This work is licensed under a
Creative Commons



INDEX

Articles

Implementation of participatory cocoa selection methodology in Tecpatán, Chiapas, México	6
Structural strengthening of a traditional adobe house in Chiapa de Corzo, Chiapas	25
Psychology and politics. Cases of comedy and fear in the mexican presidential candidates of 2006	43
Impact of international migration on population stock in the states of Chiapas during the period 2000-2010	66
Public policy, education, training and awareness on gender equality	82
Student participation in the external evaluation process, an element of consolidation in the culture of quality of the Benemérita Autonomous University of Puebla	111
Education, violence and contraception in unwanted pregnancy. <i>Mestiza</i> women in San Cristobal de las Casas, Chiapas, México	130

Academic Papers

Database management with postgresql laboratory 1. User control	150
---	-----

Cultural Briefs

Rosario Castellanos. A brief biography	178
--	-----

**IMPACT OF INTERNATIONAL MIGRATION
ON POPULATION STOCK
IN THE STATE OF CHIAPAS DURING THE
PERIOD 2000-2010**

Dr. José Alfredo Jáuregui Díaz
Dr. Ma. Avila Jesus Sanchez

Autonomous University of Nuevo León, Autonomous University of Aguascalientes



DR. JOSÉ ALFREDO JÁUREGUI DÍAZ

Autonomous University of Nuevo León.
Tel 8329 81 42 37 / Cel. 045 449 115 14 71 /
Email: alfjadi@yahoo.com.mx
alfjadi@gmail.com

DR. MA. AVILA JESUS SANCHEZ

Autonomous University of Aguascalientes. Tel. 04499171522
Email: mjavila@correo.uaa.mx marycolef@yahoo.com

ABSTRAC

During the nineties of the last century and the first part of this century, the state of Chiapas became the national protagonist in migration to the United States, ranking in the top places and even displacing the volume of flows originating in the traditional migration region of Mexico. However, after a decade of immigration boom different questions arise: Was migration north consolidated? With what force does it continue? Has there been any effect on the size of the population? This investigation focuses its analysis in unraveling the last question for the decade between 2000-2010, using a demographic technique called the balancing equation. It is concluded that during the study period the northward migration by Chiapans resulted in an average annual loss of 30 thousand people in the state, however this volume failed to cause a population decrease although a deficit of some men is visible.

Keywords: Chiapas - Immigration - United States

Chiapas did not notably participate in the migration north for most of the twentieth century. It is at the end of this century when they joined the migratory now consolidated and long traditional flow in some regions such as the West and the Bajío. The explanations are varied. Chiapans did not migrate abroad because they would not leave their places of origin, so they were satisfied with the temporary displacement within the state or to the Federal District and State of Mexico.

However, this situation abruptly changed during the nineties of the last century. The population from the native peoples of Chiapas began nurturing the flow of Mexican migrants who were heading north in search of the American dream. Several factors contributed to this, such as the armed movement in 1994, the farm crisis, natural disasters, forced displacement caused by infighting within indigenous communities, and the inertia of the Central American immigration, among others (Jáuregui and Avila, 2007). In reality the flowering of northward migration would not have been possible without the combination of all of these factors.

After the immigration boom of the nineties of the last century, it is necessary to pause and consider whether northward migration was able to consolidate during the first decade of this century, or if it was just an ephemeral process, -a fad or a residual phenomenon that at times the media and some scholars of the phenomenon came to speak of a diaspora of such that Chiapas was running out of a population of productive age.

For this reason, this research focuses on two aspects:

1. Estimate the effect on the size of the population that has participated in the northbound migration from Chiapas
2. Know the consequences of the migration process north on the structure of the population

The investigation is divided schematically into four sections. The first is where the history of migration to the United States from Chiapas is described. The second is about , methodology, and the third are the reported results, and the fourth are final thoughts.

I. BACKGROUND: THE MIGRATION OF CHIAPANS TO THE UNITED STATES

Migration between Mexico and the United States has a long tradition. We know it dates back to the late nineteenth century with the construction of the railroad when hundreds of migrants left their places of origin from the location known as the traditional region of migration (Durand and Massey, 2003). However Chiapans were not participants in this process, nor as those as important as those developed in the twentieth century such as the Bracero Program that was in effect from 1942 to 1964 (Jáuregui and Avila, 2007).

It is in the mid-nineties of the last century when an increase in Chiapans began migrating to the United States began to be recorded for a sustained period (Table 1), which several authors have referred to as explosive and unprecedented (Villafuerte and Garcia, 2006, Jáuregui and Avila, 2007; Viqueira, 2008; Anguiano, 2008 and Soria, 2009). From the 5,857 Chiapans that went to work or study (live) in the United States between November 1990 and 1995 to 2009 National Survey of Demographic Dynamics (ENADID) recorded a total of 69,540 international migrants.

Table 1. Number of Chiapans who have gone to work or study in the United States, 1995, 1997, 2000, 2002, 2005 and 2010

Sources of information	I Population and housing census(1995)	National Survey of Demographic Dynamics (1997)	XII General Census of Population and Housing (2000)	Module of International Migration of the National Survey of Employment (2002)	II Population and housing census(2005)	ENADID (2009)	XIII General Census of Population and Housing (2010)
Period	From November 1990 to November 1995	From January 1992 to January 1997	From January 1995 to February 2000	From November 1997 to November 2002	October 17th, 2005	2009	June 12, 2005
Have gone to work or searched for work in the U.S.A.	---	9,077	---	---	---	---	---
Have gone to work or study (live) in the U.S.A.	5,857	7,858	8,870	41,945	---	---	---
Of those that went to live in the U.S.A., how many reside there?	5,488	3,346	7,468	33,759	---	---	---
Migration to the U.S.A. of some family member	---	---	---	---	---	56, 224	---
Total number of international migrants	---	---	---	---	---	69,540	---
Residing for 5 years in the U. S. A. (2000)	---	---	---	---	1,686	---	10,771
Homes that register some family member that went to live or lives outside of Mexico in the last 5 years	---	---	---	---	---	---	19,422

Total number of households that register some member of the family that went to live or currently live outside of Mexico in the last 5 years	---	---	---	---	---	---	22,786
--	-----	-----	-----	-----	-----	-----	--------

Source: Prepared by processing the database of the survey involved.
(---) No Data.

The survey on Migration in the Northern Border of Mexico (EMIF) is another useful source of information for determining the dimension of the immigration process to the United States, but unlike census surveys or household surveys, it measures migration flows based on a methodological construct used to measure mobile populations in biology and fish migrations.¹

The analysis of the 17 stages of the EMIF, between 1993 and 2012, accurately portrays the development of the migration process to the United States by Chiapans and their rapid incorporation (Table 3). It is also possible to identify three main stages: the first begins between the years 1993-2005 and is characterized by the rapid growth of emigration from Chiapas to the United States, a flow of 5,417 people in 1993 to 99,227 in the year 2005 -2006. In the second phase Chiapan migrants reach their peak between 2006 and 2007 recording 106,458 moving north. In the third stage, there is a sudden drop of migrants in 2008, and it was during 2009-2010 where an abrupt decrease of flow is recorded in with a count of 16,503. A slight but growing

¹Migration flows are defined as movements that unite two or more regions (STyPS, CONAPO, INM and COLEF (2006).

surge of migrants in 2012 reached a total of 34,559, which augurs new growth of migratory flows from Chiapas in the coming years.

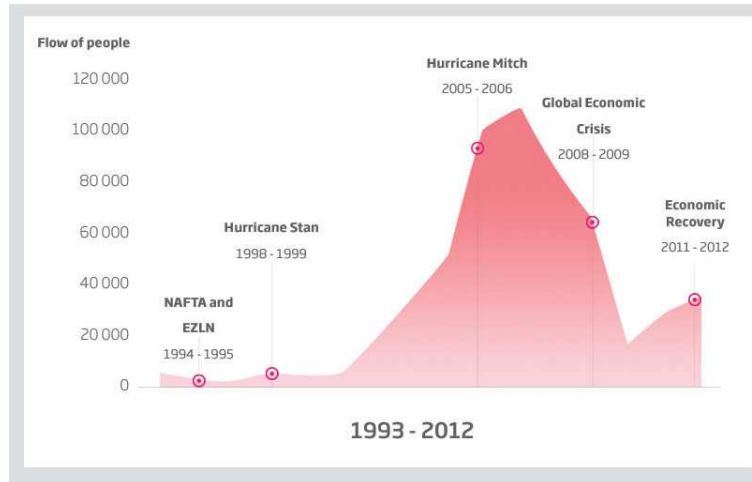
Table 3. Migrants from Chiapas in the flow of migrants from the South, that target the United States.

Phases		Flow	Phases		Flow	Phases		Flow
I	1993-1994	5,417	VII	2001-2002	16,795	XIII	2007-2008	84,106
II	1994-1995	2,633	VIII	2002-2003	62,061	XIV	2008-2009	65,065
III	1996-1997	1,903	IX	2003-2004	33,016	XV	2009-2010	16,503
IV	1998-1999	4,700	X	2004-2005	51,590	XVI	2010-2011	28442
V	1999-2000	3,848	XI	2005-2006	99,277	XVII	2011-2012	34559
VI	2000-2001	5,494	XII	2006-2007	106,948			

Source: Authors' calculations based on the North EMIF from the analysis of 17 stages conducted between 1993 and 2012

One would have to carefully analyze the figures to elucidate what happened in the northern migration process as factors have changed their behavior (Figure 1). The global economic crisis was perhaps the major factor in slowing migration to the United States, but we would have to investigate other associated variables, for example in the flow of migrants from Central America, as well as answer some questions: Is there an overestimation of the Chiapas northward migration process? Is there an overlapped and/or confusion over the migratory flows of Chiapans with the flows from Central America?

Figure 1. Chiapans in the flow of migrants from the south that target the U.S. 1994-2012.



Source: Authors' calculations based on the North EMIF from the analysis of 17 stages conducted between 1993 and 2012 *Note: Phase VIII was omitted from EMIF to present an anomalous behavior.*

II. METHODOLOGY

1 Sources of information. The data presented in this study were drawn from:

- Census population counts and household surveys conducted between 1995 and 2010
- Survey on Migration in the Northern Border of Mexico (EMIF North) and its 17 phases conducted between 1993 and 2012
- Administrative records of births and deaths for the period 1990- 2000
- Other sources of demographic information

2 The balancing equation, a tool to know the social and natural growth of the population. One of the demographic tools to calculate changes in the volume and rate of growth or

decline of a population is the balancing equation, because it measures the effect of the three variables that affect population dynamics, birth, death and migration (Valdés , 2000).

Its formula is:

$$Pf = Pi + CN + CS$$

Where:

Pf = Final population

Pi = Population begins

CN = Natural Growth

CS = Social Growth

$$CN = N - M \quad CS = I - E$$

Where:

N = Births

M = Deaths

I = Immigrants

E = Migrants

III. RESULTS

To apply the balancing equation and determine the effect of international migration on the size of the population of Chiapas, it is necessary to start with the collection of data for the period between 2000 to 2010. The results show that during the first decade of this century there was registered in Chiapas a natural growth of 1,119,620 people (Table 4).

Table 4. Natural and social growth registered in the state of Chiapas during the period between 2000-2010.

Initial population		Natural growth			
Year	Pi2000	Year	Births	Deaths	Total (CN)
2000	4,118,975	2000	129,867	15,282	114,585
		2001	125,111	15,804	109,307
		2002	125,203	16,447	108,756
		2003	122,130	16,904	105,226
		2004	122,945	16,658	106,287
		2005	120,958	17,427	103,531
		2006	119,152	18,285	100,867
		2007	118,923	18,775	100,148
		2008	115,619	19,551	96,068
		2009	114,315	20,356	93,959
		2010	102,546	21,660	80,886
		Total	1,316,769	197,149	1,119,620

Año	Social Growth				Total net migration	Total growth 2000 -2010 (CT)	Final population
	(Without international emigrants)						Pf2010
	Immigrants	Total	Emmigrants	Total	Total (CS)		

2000	122,451		336,140				
2001							
2002							
2003							
2004							
2005		17,984		83,779			
2006							
2007							
2008							
2009							
2010	140,435		419,919				

Source. Authors' calculations based on the XII and XIII General Census of Population and Housing; Vital statistics, births and deaths from 2000-2010.

Social growth or the total net immigration counting only internal movement was -65.795 people, that is to say that more people left the state of Chiapas than those who arrived during the period between 2000-2010. The overall balance of natural growth versus social growth shows a positive total for the state with 1,185,415 people.

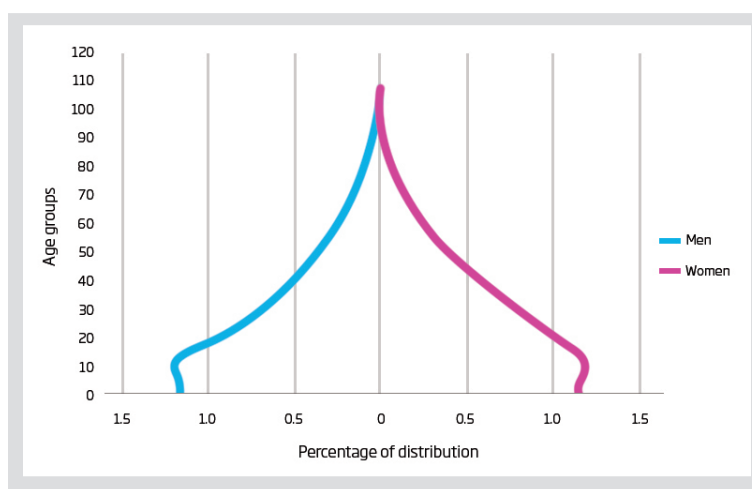
According to this, in 2010 there would be a total of 5,172,800 inhabitants residing in the state, equivalent to the sum of the resident population in the year 2000 plus the total growth over the decade of 2000-2010. However, according to the results of the XIII General population Census in 2010, there were a total of 4,868,748 people living in the state. So there is a shortage or deficit of population in the state which amounts to 304.052 people corresponding to definitive international migration, likely to the United States, giving an average of 30,405 immigrants per year.

This data shows that international migration is not having a negative effect on the stock of the total population, as this continues to grow in a positive way because the number of births is high and compensates for the loss of population due

to mortality and emigration. Although it is probable that some negative effects within the age groups can be observed where some population deficit may be palpable.

In Figure 2 the age and sex structure of the population in Chiapas is represented. It is initially misleading, because it does not show any negative effect on different age groups. It appears that there is a balance between men and women which could indicate that there are an equal number of men and women migrating.

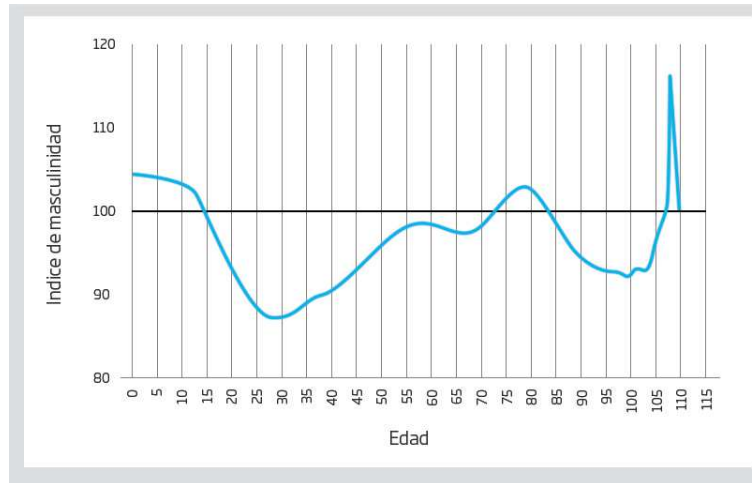
Chart 2. Structure by age and sex of the resident population in Chiapas, 2010.



Source. Authors' calculations based on the XIII General Census of Population and Housing.

One might wonder if the trend mentioned in the previous paragraph is real or not. In order to elucidate the above question, Figure 3 was developed where a male gender index is depicted. The indicator shows a clear imbalance in the proportion of men compared to women of productive age between 15 and 65, which reaches the largest deficit between the 25 and 30 years of age cohort where a lower ratio was observed at 90 men for every 100 women.

Chart 3. Gender ratio of residents in Chiapas, 2010



Source. Authors' calculations based on the XIII General Census of Population and Housing.

The male gender ratio of the population living in Chiapas in 2010 lets us visualize the effects that international migration is generating, with the most important undoubtedly being a deficit of men. The consequences of the lack of men in the future will be very important in the labor and marriage markets in the state, which will have to adapt to the new demographic reality of the entity.

IV. CONCLUSIONS

The migration of Chiapans to the north of the country increased during the nineties of the last century, however, the global economic crisis has not allowed it to consolidate. More should be studied in detail about this process in order to determine its dimension in reality. It is likely that the phenomenon has been dimensioned as an effect of the inertia of Central American migration transiting the entity.

The process of migration to the United States begins to have some effects on the age structure of the population. The most important is the lack of men in relation to women which can be seen in the productive age, particularly between 25 and 30 years of age.

It is necessary therefore to analyze in depth the development of migration to the United States from Chiapas in order to have a better understanding of the effects this will have on the demographic situation of the entity.

REFERENCES

- Anguiano, María Eugenia** (2008). “Chiapas: Territorio de Inmigración, emigración y tránsito migratorio”. Papeles de Población. Número 56, Abril-Junio. Universidad Autónoma del Estado de México. Toluca, México. pp. 215-232.
- Durand, Jorge y Douglas S. Massey** (2003). *Clandestinos Migración México-Estados Unidos en los albores del siglo XXI*. Colección América Latina y el Nuevo Orden Mundial. Miguel Ángel Porrúa, UAZ. México.
- Jáuregui, J.A., y M.J. Ávila** (2007). “Estados Unidos, lugar de destino para los migrantes chiapanecos”. *Revista Migraciones Internacionales*. Vol. 4, Número. 1, Enero–Junio, Tijuana, pp. 5–38.
- Soria, Judith** (2009). “Tres escenarios de la migración hacia Estados Unidos: El occidente, el centro y el sur de México”. En López, et al., *Globalización, Migración y Económica Chiapaneca*. Universidad Autónoma de Chiapas.
- STyPS, CONAPO, INM y COLEF** (2006). *Encuesta sobre Migración en la Frontera Norte de México, 2003-2004*. El Colegio de la Frontera Norte. AC. México.
- Valdés, Luz María** (2000). *Población reto del tercer milenio*. Miguel Ángel Porrúa y UNAM, México.
- Villafuerte Solís, Daniel y María del Carmen García Aguilar** (2006). “Crisis rural y migraciones en Chiapas”, *Revista Migración y Desarrollo*, Número 1, México.
- Viqueira Albán, Juan Pedro** (2008). “Cuando no florecen las ciudades. La urbanización tardía e insuficiente de Chiapas”. En Rodríguez Kuri, Ariel y Carlos Lira, *Ciudades mexicanas del siglo XX. Siete estudios históricos*. El Colegio de México, UAMAzcapotzalco, México.